Martin Luther King Jr Elementary School

School Year 2018-2019 Nevada School Rating

School Level: Elementary School
Grade Levels: PK-05
District: Clark
School Address: 2260 Betty Lane
Las Vegas, NV 89156

School Type: *Regular*
School Designation: *CSI*
95% Assessment Participation: *Met*



Student Race/Ethnicity

10%	White
18.1%	Bl/Afr Am
64.5%	Hisp/Latino
1.3%	Asian
0%	Am Ind/AK Nat
0.3%	Pac Isl
5.2%	Two or More

School Performance History

School Year	Index Score/ Star Rating
2017-2018	26 ★
2016-2017	64 ★★★

Alternative Student Groups

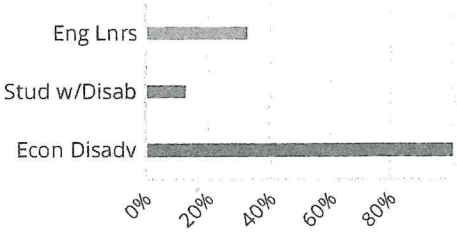

What does my school rating mean?

Two-Star school: Identifies a school that has **partially met** the state's standard for performance. Students and subgroups often meet expectations for academic performance or growth but may have multiple areas that require improvement. Areas requiring significant improvement are uncommon. The school must submit an improvement plan that identifies supports tailored to subgroups and indicators that are below standard.

How are school star ratings determined?

Schools receive points based on student performance across various Indicators and Measures. These points are totaled and divided by the points possible to produce an index score from 1-100. This index score is associated with a one- to five-star school rating.

How are star ratings determined based on total index score?

Below 27	★
At or above 27 but less than 50	★★
At or above 50 and less than 67	★★★
At or above 67 and less than 84	★★★★
At or above 84	★★★★★

CSI designation: This school is one of the lowest performing schools in the state. CSI schools cannot receive more than a two-star rating in the year they are first designated. See the CSI designation report for more information.

2018-2019 School Performance

Academic Achievement Indicator

Measure	School Rate	District Rate
Pooled Proficiency	22	42.1
Math Proficiency	21	41.8
ELA Proficiency	28.1	49.1
Science Proficiency	5.5	22.5
Read-by-Grade-3 Proficiency	34.1	46.2

English Language Proficiency Indicator

Measure	School Rate	District Rate
Met EL AGP Target	52.7	50.6



Student Engagement Indicator

Measure	School Rate	District Rate
Chronic Absenteeism	22.3	14.3
Climate Survey Participation	91.4	N/A

Growth Indicator

Measure	School Median	District Median
Math MGP	44	49
ELA MGP	54	50
	School Rate	**District Rate**
Met Math AGP Target	19.3	38.1
Met ELA AGP Target	44.1	52.3

Closing Opportunity Gaps Indicator

Measure	School Rate	District Rate
Prior Non-Proficient Met Math AGP Target	11	20.3
Prior Non-Proficient Met ELA AGP Target	41.7	34.6

Climate Survey Participation is not a point-earning measure.